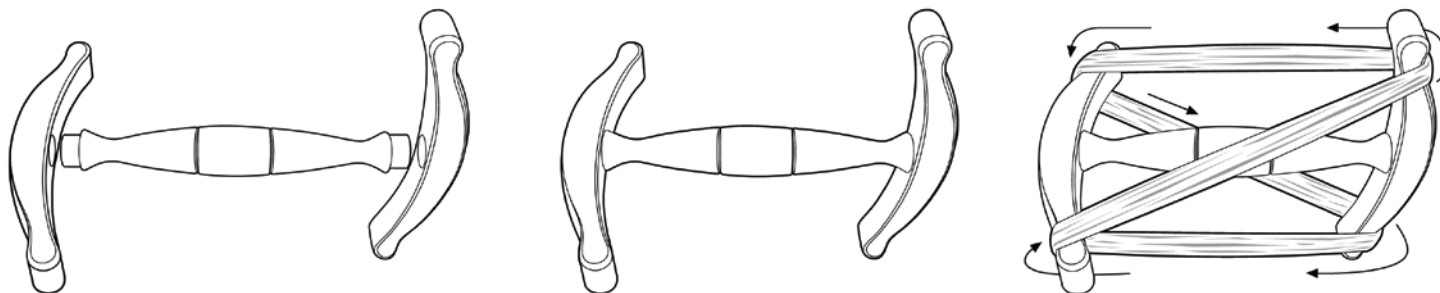


NIDDY NODDY SAMPLER



Wind yarn into an 90cm (36") skein for washing and dyeing.

Finishing

We recommend the Niddy Noddy Sampler be first sanded smooth using a fine grit sandpaper. Then seal the wood to protect it from climatic changes and staining, this will also enhance its character and beauty. Our natural Ashford Wax Finish is ideal for this purpose.

Assembly


To assemble, locate the end pieces onto the ends of the shaft at right angles to each other.

Skein the Wool

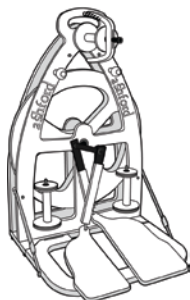
Wind the wool directly from the bobbin still on the spinning wheel but leave the brake tension lightly in place to prevent the bobbin over-spinning. Before removing the skein, loosely tie in two or three places to hold it in place. The skein will now fit our standard skein holder for winding into balls.

For more information on fibre preparation, spinning and skeining please refer to "The Ashford Book of Spinning" by Anne Field or "The Ashford Book of Hand Spinning" by Jo Reeve.


Spinning Wheels from Ashford



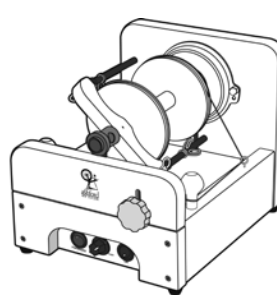
Elizabeth 2



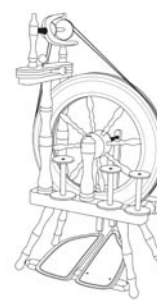
Joy



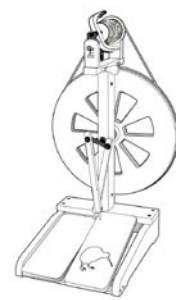
Traditional



e-Spinner



Traveller



Kiwi